

KS1 Toys Through Time Museum Trail

Teacher's Notes

This Gallery trail explores the following galleries:

In the First section of the Museum:

The Victorian Parlour and Moorland Cottage
From Cradle to Grave gallery
Kirkgate

The Second section of the Museum:

Children's Gallery

Where possible this trail is spilt into gallery areas to make it easy for you to photocopy sections to suit your visit needs


My Name.....

Toys Through Time Museum Trail


Look at the toys in the **Moorland Cottage** and the **Victorian Parlour**.



Find and draw a toy made of wood.



Find and draw a push toy



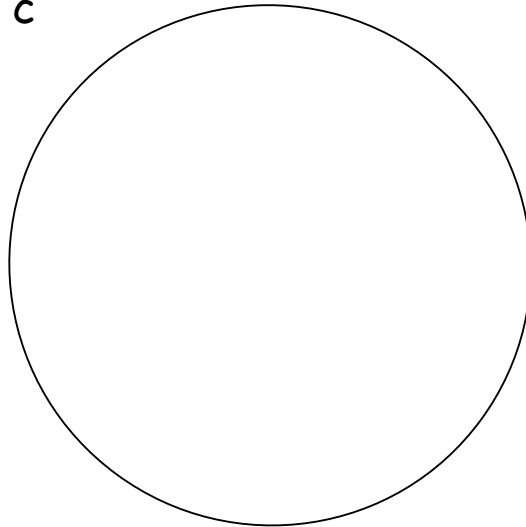
► Can you see any other toys in these rooms?

Look in the gallery called From Cradle to Grave.



Find and draw a baby's toy made of

P _ _ _ _ c



Look in the Victorian Street at the old toy shop.

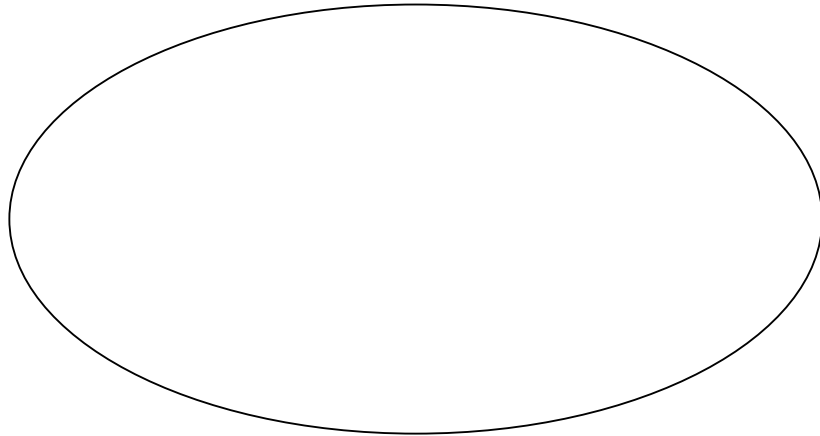


Find a train made of M _ _ _ l

Find a train made of W _ _ d



What toy would you buy from the shop?




Look at the Children's Gallery.




Find and draw


A clockwork toy




A pottery toy



A pull toy

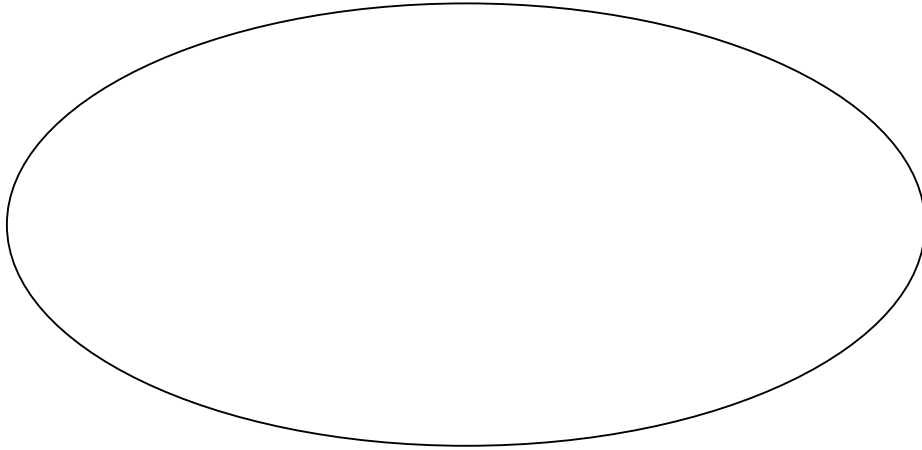


A fabric toy





Look at the Noah's Ark. It is made of wood. Find and draw a pair of animals.



Think about all the toys you have seen. Match the pictures to the words.



Doll

Ark

Skittles



Pull

China

